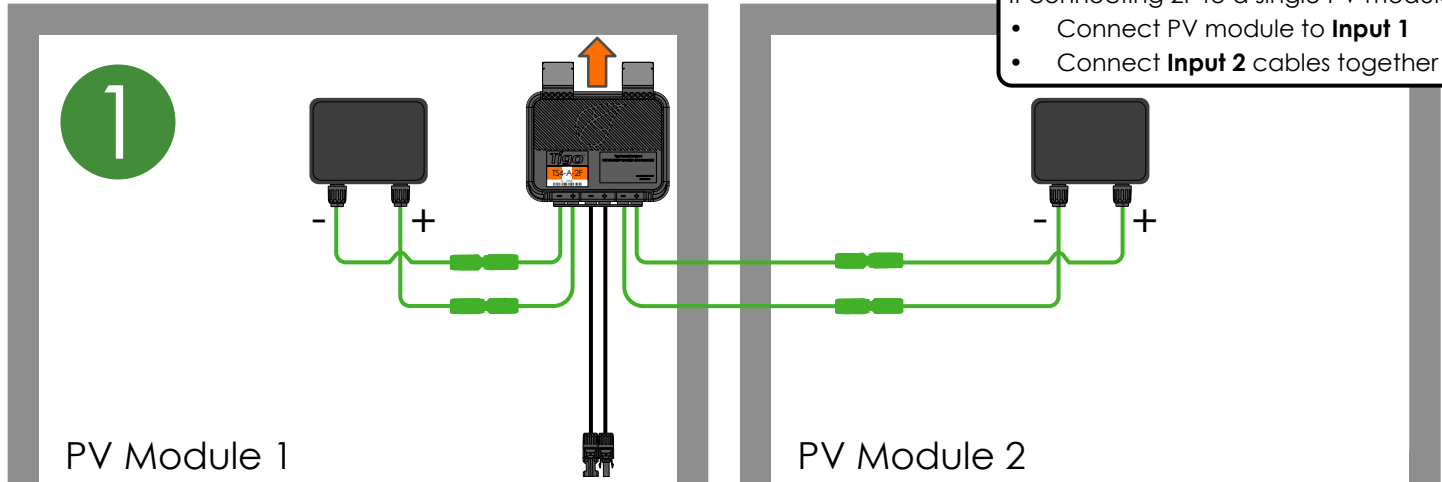
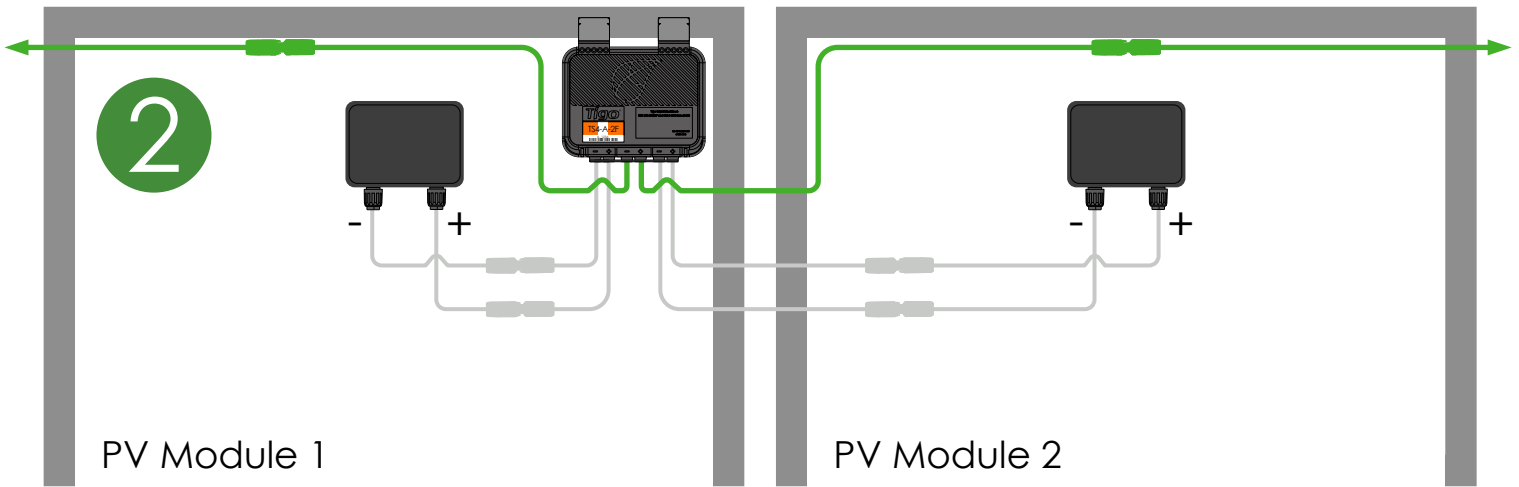


If connecting 2F to a single PV module:

- Connect PV module to **Input 1**
- Connect **Input 2** cables together



1. Connect PV modules to TS4-A-2F inputs



2. Connect TS4-A-2F outputs in series

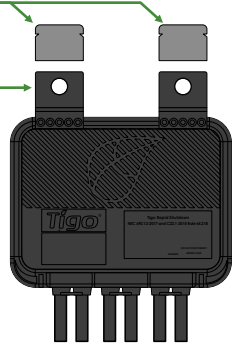
Note: When installing TS4-A-2F, always connect the input cables to the PV modules before connecting the TS4-A output cables in series.

If disconnecting TS4-A-2F, always disconnect the TS4-A-2F output cables from the string before disconnecting the input cables from the PV modules.

RSS Transmitter must be powered OFF during TS4-A-2F installation.

Removable clips

Mounting holes (M8)



For installation with frameless modules, remove metal clips and bolt TS4-A to rail.



support.tigoenergy.com



support@tigoenergy.com



International: 00800.2255.8446

Americas: +1.408.402.0802

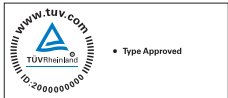


Tigo TS4-A-2F

TS4-A-2F

The TS4-A-2F is the advanced add-on solution that brings rapid shutdown functionality to two standard PV modules on separate inputs.

Maximum system voltage: 1500V
 Maximum voltage per input: 80V
 Maximum current per input: 15A
 Maximum power per input: 500W
 Maximum output power: 1000W



Use ANSI/NFPA 70 wiring methods.

Modules must not be installed in readily accessible locations. (Canada only)
 Connectors from different manufacturers cannot be mated with each other.

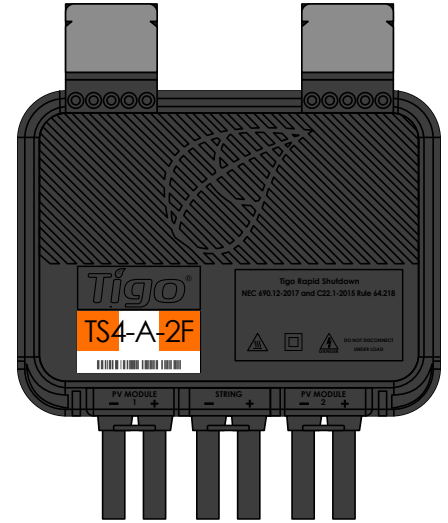
Requires Tigo RSS Transmitter for rapid shutdown control.

Output voltage is 0.6V when RSS Transmitter signal is not present.

If string is disconnected under load, wait 1 minute before reconnecting TS4-A-F.
 Verify that output voltage is 0.6V before reconnecting.

 Class II double insulation

 High Voltage
 DANGER



① ② ③

- ① Input 1
- ② Output to string
- ③ Input 2

If connecting 2F to a single PV module:

- Connect PV module to **Input 1**
- Connect **Input 2** cables together

IMPORTANT NOTICE

Electricity will be supplied to the Tigo TS4-A output cables immediately when connected to a PV module exposed to sunlight. Use care when handling.

注意事项

当连接的组件暴露在阳光下时电力将会从Tigo TS4-A输出端输出。请小心处理。

ATTENTION!

Une fois connecté au panneau photovoltaïque exposé au soleil, les boîtiers Tigo TS4-A laisseront passer le courant. Soyez vigilant.

WICHTIGER HINWEIS

Bei Verbindung der Tigo TS4-A mit einem aktiven PV-Modul steht der Ausgang unmittelbar unter Spannung. Bitte Vorsicht im Umgang.

AVVISO IMPORTANTE

Prestare la massima attenzione: i cavi di uscita dei Tigo TS4-A sono già alimentati con energia elettrica quando vengono collegati a un modulo fotovoltaico esposto alla luce del sole.

안전을 위한 주의사항

햇빛에 노출된 태양전지 모듈에 연결하면 Tigo TS4-A 출력 케이블에 즉시 전기가 흐르게 됩니다. 취급시 주의하십시오.

重要事項

日射下の太陽光モジュールを接続すると同時に、タイゴTS4-Aの出力ケーブルにも電気が流れますので、取扱いには十分ご注意ください。

¡PRECAUCION!

Al momento de conectar los cables de salida los Tigo TS4-A a un módulo fotovoltaico expuesto al sol, se iniciará la corriente eléctrica. Tenga cuidado en su manejo.