






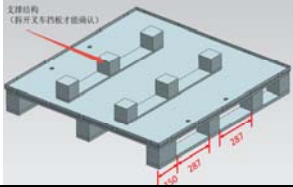



序号No.	出厂前状态Factory packaging reference	描述	Decription	结果result
1		打包带检验: ①所有颜色为黑色; ②所有完整, 无断裂; ③在缠绕膜内部, 而非外部; ④每一个面打包带数量为单层, 2条; ⑤打包带从栈板底部穿入捆扎, 而非木箱和栈板之间; ⑥打包带紧绷, 无松垮;	1.All strapping bands should be black in color. 2.All strapping bands must be intact, with no breakage. 3.The strapping bands should be inside the stretch film, not outside. 4.The number of strapping bands on each side should be a single layer, with 2 bands. 5.The strapping bands should pass through the bottom of the pallet for bundling, not between the wooden box and the pallet. 6.The strapping bands should be tight, with no slack.	
2		缠绕膜检验: ①缠绕膜无破损、缺失;	1.The stretch film should be free of tears or gaps.	
3		防倾倒标签检验 (木箱): ①防倾倒标签贴在FRONT一面, 且被缠绕膜覆盖; ②木箱侧面的防倾倒标签, 箭头内圆圈为金属原银白色, 未变红;	The anti-tip label on the side of the wooden box, with the arrow's inner circle in metallic silver, should not have turned red.	
4		防倾倒标签检验 (机器): ①木箱面板上防倾倒标签如发生破坏, 可以进一步拆掉木箱确认机柜内的防倾倒标签有无变色, 共两处;	Anti-dumping label inspection (machine): ① If the anti-dumping label on the wooden box panel is damaged, you can further remove the wooden box to confirm whether the anti-dumping label in the cabinet has changed color, a total of two places;	
5		钢边舌头检验: ①木箱钢边舌扣全部折弯压紧;	1.All steel edge tongue clips of the wooden box should be bent and pressed tightly.	
6		标签检验: ①FRONT面木箱标签纸完好无破损; ②内容核对如图所示。	Label inspection: ①The label on the FRONT wooden box is intact and undamaged; ②The content is checked as shown in the figure.	

7		<p>机柜与木箱固定螺丝检验:</p> <p>① 机柜与栈板固定的螺丝, 在栈板底部螺丝和垫片完整无缺, 共4处 (左图);</p> <p>② 木栈板钢带上的刻度线和木箱侧板钢带上的刻度线对齐 (右图);</p> <p>注: 老的包装无此刻度线, 部分包装刻度线在底部螺丝上, 会存在新旧包装混搭的情况</p>	<p>Inspection of screws fixing the cabinet and the wooden box:</p> <p>① The screws fixing the cabinet and the pallet are intact at the bottom of the pallet, with 4 screws and washers in total (as picture 1);</p> <p>② The scale lines on the steel strip of the wooden pallet are aligned with the scale lines on the steel strip of the wooden box side panel (as picture 2);</p> <p>Note: The old packaging does not have this scale line, and the scale line of some packaging is on the bottom screw, so there will be a mix of old and new packaging</p>	
8		<p>栈板外观尺寸检验:</p> <p>① 确认栈板外形是否与图示一致;</p> <p>② 确认栈板脚墩尺寸和间距是否与图示标注尺寸一致;</p> <p>(注: 红色箭头支撑结构只有在怀疑栈板被更换情况下, 才需要拆开机柜底座的挡板进一步确认)</p>	<p>Pallet appearance size inspection:</p> <p>① Confirm whether the pallet appearance is consistent with the diagram;</p> <p>② Confirm whether the pallet foot pier size and spacing are consistent with the dimensions marked in the diagram;</p> <p>(Note: The red arrow support structure only needs to remove the baffle of the cabinet base for further confirmation if it is suspected that the pallet has been replaced)</p>	
9		<p>其他外观检验:</p> <p>① 木箱表面没有破损、残缺等异常外观;</p>	<p>Other appearance inspections:</p> <p>① The wooden box surface has no damage, incompleteness, abnormal scratches or other abnormal appearances;</p>	